

TRAVIS COUNTY ESD #3 BOARD MEETING

TABLE OF CONTENTS

March 27, 2023

1. Agenda	page 1
2. Minutes from February 27, 2023	pages 2 - 3
3. Treasurer's Report	pages 4 - 14
4. Payments over \$2,000	page 15
5. Sales Tax Statistics	pages 16 - 24
6. Chief's Monthly Status Report	pages 25 - 27

NOTICE IS HEREBY GIVEN that the Board of Emergency Services Commissioners of Travis County Emergency Services District No. 3 (TCESD3) will hold a regular and publicized meeting at 7:00 p.m. on Monday, March 27, 2023 in the Community Room of TCESD3 Station 302 located at 4111 Barton Creek Blvd., Austin, Travis County, Texas. The subject of and matters to be considered at said meeting include, among other business, the following:

1. Call to order.
2. Proof of quorum.
3. General visitor communications: Receive comments from visitors.
4. Approve Financial AUDIT ending September 30, 2022, presentation by Maxwell Locke & Ritter – Andrea Burgard
5. Announce a Closed Meeting with Attorney under Section 551.071, Texas Government Code.
6. Resume regular open meeting.
7. Discuss planning and venue of presentations made by third party vendors in the April 2023 Board Meeting from LandPoint and MRA regarding the Districts growth and expansion possibilities.
8. Review and approve the minutes of the February 27, 2023 regular meeting for the District.
9. Review and approval of the Treasurers' monthly report for February 2023.
10. Approve payments over \$2,000 from February 24th to March 23, 2023
11. Review Sales Tax Statistics
12. Review of Chief's Monthly Status Reports
 1. Significant incident runs;
 2. Statistics;
 3. Special Project Updates
13. Other Business:
 1. Report on any ESDCC activities. Announcement of the next ESDCC meeting dates.
 2. Commissioner Announcements (no action will be taken on any such announcements).
14. Announcement of future meeting dates of the Board of ESD 03 Commissioners.
15. Adjourn.

By: _____ Herb Holloway, Business Manager

NOTE: The Board of Emergency Services Commissioners reserves the right to adjourn into Closed Meeting at any time during the course of this meeting to discuss any of the agenda items listed above as authorized by Texas Government Code, Section 551.071 (Consultation with Attorney), 551.072 (Deliberations about Real Property), 551.073 (Deliberations about Gifts and Donations), 551.074 (Personnel Matters), and 551.076 (Deliberations about Security Devices) or other applicable law. Travis County Emergency Services District Number 3 is committed to compliance with the Americans with Disabilities Act. Reasonable modification and equal access to communications will be provided upon request. Please call the District Administrative Office at 288-5534 for information. Hearing impaired or speech disabled persons equipped with telecommunication devices for the deaf may call the statewide Relay Program at 1-800-735-2988 or by dialing '711'. Visitor Communications are regular agenda items at monthly meetings of the Board of Emergency Services Commissioners of Travis County Emergency Services District Number 3. Visitors who wish to speak under Visitor's Communications must sign up before the meeting is called to order. Each person, organization or group wishing to address the Board will be allowed a maximum of three (3) minutes to speak on items on the agenda or other business of the District. Speakers may register in person at the posted location of the meeting, starting 30 minutes prior to the start of the meeting and using the form provided. The speaker will give his/her name, address, organizational affiliation, if any, and indicate the subject he/she intends to address. The Board welcomes citizen comment on any issue, but the Open Meetings Act prohibits any board action on issues not posted on the agenda. The District reserves the right to terminate any presentation by a speaker if it is disruptive of the good conduct of the meeting, or is in violation of law.

The undersigned affirms and states that he posted or caused to be posted a true and correct copy of the foregoing notice at a place convenient to the public at the Travis County ESD3 Administrative Office, 4111 Barton Creek Boulevard, Travis County, Texas, a location within said Travis County Emergency Services District Number 3 at _____ .M. on March 24, 2023.

By: _____ Herb Holloway, Business Manager

Minutes of Travis County Emergency Services District #3

February 27, 2023

Attached to and incorporated into these minutes is a copy of the official agenda for the February 27, 2023 meeting.

Under Agenda Items 1 & 2: Commissioner President Edd New called the Travis County Emergency Services District #3 (TCESD# 3, the District) Board of Commissioners' regular meeting to order at 7:00 p.m. A quorum was established with Commissioners Carroll Knight, David Detwiler, John Villanacci and Matt Escobedo in attendance. Fire department personnel present at the meeting included: Chief Wittig, Business Manager Holloway, Battalion Chief Hartigan, Firefighter's Lyngaas, Gay, Dawson and Hoffman.

Under Agenda Item 3: There were no Visitor comments.

Under Agenda Item 4: At 7:02 p.m. President New called a Closed meeting under section 551.074 of the Texas Government Code regarding discussion, deliberation and action on employment, evaluation, duties or discipline of an employee. The Closed meeting was Reopened into the Regular meeting at 7:35 p.m.

Under Agenda Item 5: All Board members were given the Statement of appointed Officer and Oath of Office by Business Manager Holloway. All Board members signed their individual Statements and Oath of Office.

Under Agenda Item 6: President New accepted the reconfirmation of his Presidency along with Asst. Treasurer Detwiler, Vice-President Villanacci, Treasurer Knight and Commissioner Escobedo.

Under Agenda Item 7: The minutes of the January 23, 2023 Regular meeting were reviewed. Commissioner Villanacci moved to approve. Commissioner Knight seconded the motion, which carried unanimously.

Under Agenda Item 8: The Treasurers Report ending January 2022 was reviewed. Commissioner Escobedo moved to approve the report. Commissioner Detwiler seconded the motion, which carried unanimously.

Under Agenda Item 9: Checks over \$2,000 from January 19th to February 24, 2023 were reviewed. Commissioner Detwiler moved to approve. Commissioner Knight seconded the motion, which carried unanimously.

Under Agenda Item 10: Discussion ensued regarding the approval of purchasing and financing of a new Engine from Sutphen Corporation in the amount of \$1,201,614. It was noted that the Engine had a production lead time of 37-43 months. After reviewing the financing options the Board agreed to a 100% cash payment at the delivery date of one (1) Sutphen Heavy Duty Pumper (PA-12). Commissioner Villanacci moved to approve the purchase. Commissioner Escobedo seconded the motion, which carried unanimously.

Under Agenda Item 11: Sales Tax Statistics were reviewed.

Under Agenda Item 12: Chief Wittig presented the Monthly Status Report.

Under Agenda Item 13: It was announced that the ESDCC would hold its next meeting in March 2023 in Pflugerville.

Under Agenda Item 14: It was announced that the next REGULAR Board meetings of TCESD#3 would be held on March 27th, April 24th and May 22, 2023 at Station 302.

Under Agenda Item 15: Meeting was adjourned at 8:22 p.m.

NOTICE IS HEREBY GIVEN that the Board of Emergency Services Commissioners of Travis County Emergency Services District No. 3 (TCESD3) will hold a regular and publicized meeting at 7:00 p.m. on Monday, February 27, 2023 in the Community Room of TCESD3 Station 302 located at 4111 Barton Creek Blvd., Austin, Travis County, Texas. The subject of and matters to be considered at said meeting include, among other business, the following:

1. Call to order.
2. Proof of quorum.
3. General visitor communications: Receive comments from visitors.
4. Discussion, deliberation and action on employment, evaluation, duties, discipline of a public officer or employee; the District reserves the right to go into Closed Meeting on this item under Section 551.074 of the Texas Government Code.
5. Action on Statements of appointed Commissioners and administration of Oath of Office for Commissioners.
6. Reconfirm or Reappoint Commissioners Officers positions.
7. Review and approve the minutes of the January 23,2023 regular meeting for the District.
8. Review and approval of the Treasurers' monthly report for January 2023.
9. Approve payments over \$2,000 from January 19th to February 24, 2023
10. Discuss and Approve Purchase of New Engine.
11. Review Sales Tax Statistics
12. Review of Chief's Monthly Status Reports
 1. Significant incident runs;
 2. Statistics;
 3. Special Project Updates
13. Other Business:
 1. Report on any ESDCC activities. Announcement of the next ESDCC meeting dates.
 2. Commissioner Announcements (no action will be taken on any such announcements).
14. Announcement of future meeting dates of the Board of ESD 03 Commissioners.
15. Adjourn.

By: _____ Herb Holloway, Business Manager

NOTE: The Board of Emergency Services Commissioners reserves the right to adjourn into Closed Meeting at any time during the course of this meeting to discuss any of the agenda items listed above as authorized by Texas Government Code, Section 551.071 (Consultation with Attorney), 551.072 (Deliberations about Real Property), 551.073 (Deliberations about Gifts and Donations), 551.074 (Personnel Matters), and 551.076 (Deliberations about Security Devices) or other applicable law. Travis County Emergency Services District Number 3 is committed to compliance with the Americans with Disabilities Act. Reasonable modification and equal access to communications will be provided upon request. Please call the District Administrative Office at 288-5534 for information. Hearing impaired or speech disabled persons equipped with telecommunication devices for the deaf may call the statewide Relay Program at 1-800-735-2988 or by dialing '711'. Visitor Communications are regular agenda items at monthly meetings of the Board of Emergency Services Commissioners of Travis County Emergency Services District Number 3. Visitors who wish to speak under Visitor's Communications must sign up before the meeting is called to order. Each person, organization or group wishing to address the Board will be allowed a maximum of three (3) minutes to speak on items on the agenda or other business of the District. Speakers may register in person at the posted location of the meeting, starting 30 minutes prior to the start of the meeting and using the form provided. The speaker will give his/her name, address, organizational affiliation, if any, and indicate the subject he/she intends to address. The Board welcomes citizen comment on any issue, but the Open Meetings Act prohibits any board action on issues not posted on the agenda. The District reserves the right to terminate any presentation by a speaker if it is disruptive of the good conduct of the meeting, or is in violation of law.

The undersigned affirms and states that he posted or caused to be posted a true and correct copy of the foregoing notice at a place convenient to the public at the Travis County ESD3 Administrative Office, 4111 Barton Creek Boulevard, Travis County, Texas, a location within said Travis County Emergency Services District Number 3 at _____ .M. on February 24, 2023.

By: _____ Herb Holloway, Business Manager

NOTES TO THE FINANCIAL STATEMENTS

- 1) Balance Sheet - The net cash balances have increased by \$2,324,812 compared to the same time last year. Total cash as of February 2023 totaled \$15 million. All other items on the balance sheet are accrual items and they have been updated for the Audit ending 9-30-2022.
- 2) Certificates of Deposit – At the end of April, there will be three CD’s maturing. The repurchase of new CD’s will probably bring interest rates of over 4.5%. At that point in time the average interest rate will be 4%, yielding \$88,000 of interest income yearly.
- 3) Revenue & Expense – February 2023 only. Interest income continues to increase on a monthly basis due the ever-small increases in rates on investments. February was a catch-up month for property tax collections.
- 4) Year-to-date Revenue and Expenses are relatively the same as last year except for interest income which is \$121,619 greater along with Sale Tax of \$226,396. Property Tax collections are \$342,255 less than last year as to be expected, due to a lower tax rate of .0450. Net revenue is \$112,312 higher than last year.
- 5) Actual vs Budget for the five months of October to February are within range for the expenses.
- 6) Several of the checks over \$2,000 will be briefly discussed at Board meeting.

COMMENTARY: The financial condition of the district is extremely strong. The next major expenditure for the new Engine is three years away and after September 30, 2023 the bond debt will be \$85,000 per year for only two more years. The Board needs to consider an investment strategy that takes advantage of the current interest rates and economic climate. It is numerically possible to have a yearly interest income of \$600,000 in little or no risk investments of longer term Treasury Bills or Certificates of Deposit. Herb Holloway

Travis County ESD#3
Balance Sheet Prev Year Comparison

As of February 28, 2023

	Feb 28, 23	Feb 28, 22	\$ Change
ASSETS			
Current Assets			
Checking/Savings			
110 - WF ADVISORS - Cash Sweep	112,846.98	338,247.79	-225,400.81
100 WF Money Market 8960	5,399,083.62	5,662,344.99	-263,261.37
102 WF Checking Plus 8760	-92,476.86	145,834.46	-238,311.32
103 WF RESERVE Savings 7928	797,576.02	794,174.07	3,401.95
104 WF General CDs	1,225,000.00	1,224,826.64	173.36
105 WF RESERVE CDs	980,000.00	735,000.00	245,000.00
107 WF 2005 & 2013 Bond Debt	25,437.31	344,897.58	-319,460.27
108 TexPool Investment 001	6,023,043.15	2,914,187.45	3,108,855.70
109 TexPool RESERVE 002	615,282.97	601,468.03	13,814.94
115 Petty Cash	145.00	145.00	0.00
Total Checking/Savings	15,085,938.19	12,761,126.01	2,324,812.18
Accounts Receivable			
125 Accounts Receivable	58,256.80	34,377.65	23,879.15
Total Accounts Receivable	58,256.80	34,377.65	23,879.15
Other Current Assets			
Due from Gen. Fund to Debt Serv	9,592.00	9,592.00	0.00
123 - Sales Tax Receivable	1,030,234.28	867,637.20	162,597.08
1021 Texas Compt. Reserve Acct	9,421.44	8,576.81	844.63
120 A/R Property Taxes 1yr +	60,609.70	72,865.40	-12,255.70
121 Allowance for Doubtful A/Cs	-10,051.00	-10,051.00	0.00
131 - Prepaid Expenses	287,950.50	0.00	287,950.50
Total Other Current Assets	1,387,756.92	948,620.41	439,136.51
Total Current Assets	16,531,951.91	13,744,124.07	2,787,827.84
Fixed Assets			
Land and Land Improvements	1,350,661.00	1,350,661.00	0.00
Fire Trucks and Vehicles	3,537,736.70	3,537,736.70	0.00
Office and Other Equipment	566,471.42	525,458.79	41,012.63
Buildings	7,063,270.73	7,004,120.73	59,150.00
Accumulated Depreciation	-4,768,211.15	-4,404,703.59	-363,507.56
Total Fixed Assets	7,749,928.70	8,013,273.63	-263,344.93
TOTAL ASSETS	24,281,880.61	21,757,397.70	2,524,482.91

Travis County ESD#3
Balance Sheet Prev Year Comparison
As of February 28, 2023

	Feb 28, 23	Feb 28, 22	\$ Change
LIABILITIES & EQUITY			
Liabilities			
Current Liabilities			
Other Current Liabilities			
Accounts Payable - Audit	21,196.81	0.00	21,196.81
Due to Debt Serv. from Gen. Fun	9,592.00	9,592.00	0.00
200 Deferred Revenue - Prop Tax	62,814.03	62,814.03	0.00
260 Accrued salaries payable	185,526.60	155,495.00	30,031.60
Total Other Current Liabilities	279,129.44	227,901.03	51,228.41
Total Current Liabilities	279,129.44	227,901.03	51,228.41
Long Term Liabilities			
Accrued Vacation Payable	367,924.00	355,673.00	12,251.00
2013 Limited Bonds	500,000.00	820,000.00	-320,000.00
Total Long Term Liabilities	867,924.00	1,175,673.00	-307,749.00
Total Liabilities	1,147,053.44	1,403,574.03	-256,520.59
Equity			
Investment in Fixed Assets	7,644,316.61	7,224,153.98	420,162.63
Fund Balance - Unassigned	10,102,871.48	9,994,812.70	108,058.78
Fund Balance - Assigned	2,940,378.40	832,493.04	2,107,885.36
Net Revenue	2,447,260.68	2,302,363.95	144,896.73
Total Equity	23,134,827.17	20,353,823.67	2,781,003.50
TOTAL LIABILITIES & EQUITY	24,281,880.61	21,757,397.70	2,524,482.91

TCESD # 3 Certificate of Deposit Details

RESERVE SAVINGS CD's

#		Bought	Mature
LDS5	\$245,000.00	7/29/22	8/29/23
YTL3	\$245,000.00	7/26/22	7/26/23
KPZ1	\$245,000.00	1/18/23	1/18/24
UAJ7	\$245,000.00	1/18/23	1/18/24

GENERAL SAVINGS CD's

#		Bought	Mature
JSR6	\$245,000.00	4/28/22	4/28/23
RLR7	\$245,000.00	2/27/23	2/27/24
M5R0	\$245,000.00	4/27/22	4/27/23
GPU1	\$245,000.00	4/21/22	4/21/23
KQX8	\$245,000.00	7/27/22	7/27/23

\$980,000.00

Yearly Return

LDS5	JP Morgan Chase
YTL3	Pacific Western Bank
KPZ1	Citizens Bank
UAJ7	Charles Schwab Bank

\$1,225,000.00

Yearly Return

JSR6	Apple Bank
RLR7	Parkway Bank
M5R0	Goldman Sachs
GPU1	Ally Bank
KQX8	Barclays Bank

\$29,644

\$37,607

Total Debt Repayment Schedule															
Date	Firetrucks and Tower			Series 2003			Series 2005			Series 2013			TOTAL		
	Principal	Interest	Total	Principal	Interest	Total	Principal	Interest	Total	Principal	Interest	Total	Principal	Interest	Total
3/1/2013															
3/2/2013	75,858	15,124	90,983												
7/17/2013	24,672	15,244	39,917												
9/1/2013	165,000	3,011	168,011	65,000	4,100	69,100	50,000	38,975	88,975	280,000	46,086	326,086			474,058
3/1/2014					2,800	2,800		38,475	38,475		41,275	41,275			
7/17/2014	25,477	14,440	39,917							25,477	14,440	39,917			
3/2/2014	79,385	11,597	90,983							79,385	11,597	90,983			
9/1/2014				70,000	2,800	72,800	195,000	38,475	233,475		41,275	306,275			478,450
3/1/2015					1,400	1,400		36,525	36,525		37,925	37,925			
3/2/2015	83,077	7,905	90,983							83,077	7,905	90,983			
7/17/2015	26,307	13,610	39,917							26,307	13,610	39,917			
9/1/2015				70,000	1,400	71,400	200,000	36,525	236,525		37,925	307,925			476,750
3/1/2016								34,525	34,525		34,525	34,525			
3/2/2016	86,940	4,042	90,983							86,940	4,042	90,983			
6/1/2016	391,799	11,353	403,152							391,799	11,353	403,152			
9/1/2016				280,000						280,000			314,525		843,185
3/1/2017										31,725			31,725		
9/1/2017				280,000						31,725			31,725		
3/1/2018										28,925			28,925		
9/1/2018				290,000						28,925			28,925		
3/1/2019										26,025			26,025		
9/1/2019				300,000						26,025			26,025		
3/1/2020										21,525			21,525		
9/1/2020				305,000						21,525			21,525		
3/1/2021										16,950			16,950		
9/1/2021				310,000						16,950			16,950		
3/1/2022										12,300			12,300		
9/1/2022				320,000						12,300			12,300		
3/1/2023										7,500			7,500		
9/1/2023				335,000						7,500			7,500		
3/1/2024										2,475			2,475		
9/1/2024				85,000						2,475			2,475		
3/1/2025										1,200			1,200		
9/1/2025				80,000						1,200			1,200		
TOTAL	793,515	93,315	886,835	\$ 165,000	\$ 6,023	\$ 171,023	\$ 205,000	\$ 16,600	\$ 221,600	\$ 3,030,000	\$ 565,235	\$ 3,595,235	\$ 4,193,515	\$ 681,173	\$ 4,874,693

Travis County ESD#3
Revenue & Expense Prev Year Comparison
February 2023

	Feb 23	Feb 22	\$ Change
Revenue and Expense			
Revenue			
407 INTEREST	28,053.44	3,110.06	24,943.38
410 PROPERTY TAX	579,311.15	430,052.18	149,258.97
415 SALES TAX ALLOCATION	480,685.87	437,592.53	43,093.34
435 FACILITY RENTAL	2,190.00	1,009.00	1,181.00
470 FIRE ACADEMY FEES	0.00	-3,663.10	3,663.10
485 MISCELLANEOUS	0.00	2,721.75	-2,721.75
493 REIMBURSEMENTS	1,394.29	0.00	1,394.29
Total Revenue	1,091,634.75	870,822.42	220,812.33
Expense			
500 COST OF REVENUE ACQUISITION	10,613.72	9,751.85	861.87
600 EMERGENCY RESPONSE	95,319.15	33,170.22	62,148.93
630 CONTINUED EDUCATION	77,636.75	37,776.01	39,860.74
640 HUMAN RESOURCES	393,326.56	363,215.76	30,110.80
650 ADMINISTRATION	28,551.14	21,658.84	6,892.30
670 PREVENTION/PUBLIC EDUCATION	994.76	0.00	994.76
685 MACKEY FIELD	0.00	2,150.00	-2,150.00
Total Expense	606,442.08	467,722.68	138,719.40
Net Revenue	485,192.67	403,099.74	82,092.93

Travis County ESD#3
Revenue & Expense Prev Year Comparison
October 2022 through February 2023

	Oct '22 - Feb 23	Oct '21 - Feb 22	\$ Change
Revenue and Expense			
Revenue			
407 INTEREST	128,119.20	6,499.94	121,619.26
410 PROPERTY TAX	2,079,409.92	2,421,664.94	-342,255.02
415 SALES TAX ALLOCATION	2,547,752.20	2,321,355.55	226,396.65
435 FACILITY RENTAL	3,290.00	1,609.00	1,681.00
470 FIRE ACADEMY FEES	46,750.00	30,281.75	16,468.25
471 EMT SCHOOL FEES	799.25	16,763.85	-15,964.60
480 DONATIONS	3,000.00	4,500.00	-1,500.00
485 MISCELLANEOUS	0.00	2,721.75	-2,721.75
490 WORKERS' COMP RECEIPTS	0.00	863.14	-863.14
493 REIMBURSEMENTS	464,421.00	210,072.81	254,348.19
Total Revenue	5,273,541.57	5,016,332.73	257,208.84
Expense			
500 COST OF REVENUE ACQUISITION	58,331.89	68,423.89	-10,092.00
600 EMERGENCY RESPONSE	266,986.47	147,560.16	119,426.31
630 CONTINUED EDUCATION	109,636.08	73,106.61	36,529.47
640 HUMAN RESOURCES	2,151,898.97	2,264,942.88	-113,043.91
650 ADMINISTRATION	173,605.85	157,785.24	15,820.61
670 PREVENTION/PUBLIC EDUCATION	7,401.88	0.00	7,401.88
685 MACKEY FIELD	58,419.75	2,150.00	56,269.75
Total Expense	2,826,280.89	2,713,968.78	112,312.11
Net Revenue	2,447,260.68	2,302,363.95	144,896.73

Travis County ESD#3
Revenue & Expense Budget vs. Actual
October 2022 through February 2023

	Oct '22 - Feb 23	Budget	\$ Over Budget
Revenue and Expense			
Revenue			
407 INTEREST	128,119.20	6,250.00	121,869.20
410 PROPERTY TAX	2,079,409.92	2,059,979.84	19,430.08
415 SALES TAX ALLOCATION	2,547,752.20	2,119,540.00	428,212.20
435 FACILITY RENTAL	3,290.00	2,200.00	1,090.00
470 FIRE ACADEMY FEES	46,750.00	33,750.00	13,000.00
471 EMT SCHOOL FEES	799.25	12,083.38	-11,284.13
480 DONATIONS	3,000.00	0.00	3,000.00
493 REIMBURSEMENTS	464,421.00	0.00	464,421.00
Total Revenue	5,273,541.57	4,233,803.22	1,039,738.35
Expense			
500 COST OF REVENUE ACQUISITION	58,331.89	55,549.63	2,782.26
600 EMERGENCY RESPONSE	266,986.47	282,229.95	-15,243.48
630 CONTINUED EDUCATION	109,636.08	115,062.29	-5,426.21
640 HUMAN RESOURCES	2,151,898.97	2,300,013.89	-148,114.92
650 ADMINISTRATION	173,605.85	222,404.71	-48,798.86
670 PREVENTION/PUBLIC EDUCATION	7,401.88	13,066.69	-5,664.81
685 MACKEY FIELD	58,419.75	0.00	58,419.75
Total Expense	2,826,280.89	2,988,327.16	-162,046.27
Net Revenue	2,447,260.68	1,245,476.06	1,201,784.62

Travis County ESD#3
Profit & Loss
 October 2022 through February 2023

Oct '22 - Feb 23

Revenue and Expense

Revenue

407 INTEREST	128,119.20
410 PROPERTY TAX	
4101 Prop Tax Current	2,075,101.20
4102 Prop Tax Prior	4,308.72
Total 410 PROPERTY TAX	2,079,409.92
415 SALES TAX ALLOCATION	2,547,752.20
435 FACILITY RENTAL	
4351 BC Room Rental	1,350.00
4352 Mackey Field rental	1,990.00
435 FACILITY RENTAL - Other	-50.00
Total 435 FACILITY RENTAL	3,290.00
470 FIRE ACADEMY FEES	46,750.00
471 EMT SCHOOL FEES	
4737 - EMT Academy 26	951.90
4736 - EMT Academy 25	-152.65
Total 471 EMT SCHOOL FEES	799.25
480 DONATIONS	
General Donations	3,000.00
Total 480 DONATIONS	3,000.00
493 REIMBURSEMENTS	
4934 TIFMAS	463,026.71
493 REIMBURSEMENTS - Other	1,394.29
Total 493 REIMBURSEMENTS	464,421.00
Total Revenue	5,273,541.57

Expense

500 COST OF REVENUE ACQUISITION	
501 Prop Tax Coll & Val fees	2,376.84
502 Sales Tax Collection Costs	55,955.05
Total 500 COST OF REVENUE ACQUISITION	58,331.89
600 EMERGENCY RESPONSE	
602 Pagers	60.00
603 Dispatch & Communications	41,078.96
604 Fuel	13,155.70
605 SCBA Maintenance	20,125.12
606 Vehicle Maint & Repairs	85,050.02
608 Vehicle Supplies	74,460.33
609 Uniforms & Protective Gear	22,521.69
611 Supplies - EMS	4,113.65
613 Auto Insurance	6,421.00
Total 600 EMERGENCY RESPONSE	266,986.47

Travis County ESD#3
Profit & Loss
 October 2022 through February 2023

Oct '22 - Feb 23

630 CONTINUED EDUCATION	
631 Training - EMS	335.12
632 Training - Fire & Rescue	37,944.34
633 Seminars & Conferences	18,683.64
634 Fire Academy	46,484.11
635 EMT Certification School	
635 / 11 EMT-B Cert	4,250.47
635 EMT Certification School - Other	1,938.40
Total 635 EMT Certification School	<u>6,188.87</u>
Total 630 CONTINUED EDUCATION	109,636.08
640 HUMAN RESOURCES	
641 Benefits & Payroll Tax	528,105.32
642 Payroll	1,620,541.38
644 Certifications	3,252.27
Total 640 HUMAN RESOURCES	<u>2,151,898.97</u>
650 ADMINISTRATION	
651 Building Maint.	95,928.81
652 Office Supplies	14,068.61
653 Station Supplies	5,374.21
654 Bank Fees	0.00
655 Dues & Subscriptions	1,643.43
656 Information Technology	13,771.74
657 Postage & Handling	39.03
658 Property & Liability Insura	10,592.00
659 Professional Services	3,202.50
660 Public Notices/Articles	528.00
661 Telephone	202.46
662 Utilities	28,255.06
Total 650 ADMINISTRATION	<u>173,605.85</u>
670 PREVENTION/PUBLIC EDUCATION	
672 Public Education	7,401.88
Total 670 PREVENTION/PUBLIC EDUCATION	<u>7,401.88</u>
685 MACKEY FIELD	
6851 Mackey Facility Building	58,419.75
Total 685 MACKEY FIELD	<u>58,419.75</u>
Total Expense	<u>2,826,280.89</u>
Net Revenue	<u><u>2,447,260.68</u></u>

**TRAVIS COUNTY ESD #3
PROPERTY TAX REVENUE COLLECTION COMPARISON**

	FISCAL YEAR ENDING				Compared to prior year	
	2022		2023		Month \$	
	For all prior to 2021 taxes	For Prior 2022	For all prior to 2021 taxes	For Current 2022-2023		
OCT	\$3,998	\$15,762	\$4,249	\$0	-\$15,762	-100%
NOV	\$1,635	\$122,116	\$758	\$36,967	-\$85,149	-70%
DEC	\$537	\$1,097,516	\$493	\$783,307	-\$314,209	-29%
JAN	-\$622	\$992,189	\$3,216	\$916,427	-\$75,762	-8%
FEB	-\$1,648	\$201,540	\$15	\$375,603	\$174,063	86%
MAR	\$2,516	\$105,621			-\$105,621	-100%
APR	-\$456	\$12,614			-\$12,614	-100%
MAY	-\$119	\$14,607			-\$14,607	-100%
JUN	\$649	\$3,495			-\$3,495	-100%
JUL	\$230	\$13,333			-\$13,333	-100%
AUG	\$401	\$3,542			-\$3,542	-100%
SEPT	-\$28,979	\$1,175			-\$1,175	-100%
YEAR	-\$21,858	\$2,583,510	\$8,731	\$2,112,304	\$ (471,206)	
	\$	2,561,652	\$	2,121,035		
				2022-23 Tax Levy	\$2,227,447	

NET CERTIFIED TAXABLE PROPERTY VALUE UPDATES FROM TCAD

Rec'd	FISCAL YEAR ENDING				Inc/(Dec) from	
	2021		2022		Prior Year \$	Prior Year %
	2,020	2021	2021	2022		
OCT	\$3,632,038,704	\$4,035,391,528	\$4,021,203,201	\$4,949,880,774	\$928,677,573	26%
NOV	\$3,632,038,704	\$4,035,391,528	\$4,019,412,721	\$4,939,469,343	\$920,056,622	25%
DEC	\$3,632,038,704	\$4,032,385,975	\$4,019,412,721	\$4,939,469,343	\$920,056,622	25%
JAN	\$3,630,163,925	\$4,029,641,970	\$4,019,412,721	\$4,939,469,343	\$920,056,622	25%
FEB	\$3,626,185,253	\$4,021,663,018	\$4,016,568,527	\$4,928,211,764	\$911,643,237	25%
MAR	\$3,627,759,487	\$4,027,515,402			\$0	0%
APR	\$3,625,959,487	\$4,026,173,985			\$0	0%
MAY	\$3,623,799,487	\$4,022,821,708			\$0	0%
JUN	\$3,623,797,764	\$4,022,828,637			\$0	0%
JUL	\$3,623,797,764	\$4,022,023,884			\$0	0%
AUG	\$3,623,797,747	\$4,021,749,068			\$0	0%
SEPT	\$4,021,431,313	\$4,974,785,781			\$0	0%

2018-2019 Tax Levy on 6,028 Parcels is \$3,281,236,467 at a tax rate of .0975

2019-2020 Tax Levy on 6,025 Parcels is \$3,504,957,784 at a tax rate of .0800

2020-2021 Tax Levy on 6,069 Parcels is \$3,677,674,279 at a tax rate of .0790

2021-2022 Tax Levy on 6,056 Parcels is \$4,022,828,637 at a tax rate of .0650

\$2,614,838

2022-2023 Tax Levy on 6,056 Parcels on \$4,974,785,781 would compute to a NO NEW tax rate of .0538

ADOPTED RATE FOR 2022-2023 is .0450

\$2,227,447

Checks over \$2,000 for the period of February 24 to March 23, 2023

<u>Date</u>	<u>Num</u>	<u>Name</u>	<u>Memo</u>	<u>Amount</u>
2/27/2023	18049	Farr West Environmental	Lease on Gas Detection Meters	\$5,365.00
2/27/2023	18051	Municipal Emergency Services	Fire Academy SCBA Bottles	\$20,778.20
2/27/2023	18052	Witmer Public Safety	Fire Academy Gear	\$2,156.63
2/27/2023	18053	Metro Fire Apparatus	Kevlar Inflation Jacks	\$11,795.00
2/28/2023	draft	COSTCO	Numerous Charges	\$14,060.34
3/1/2023	draft	Wells Fargo Money Market	Transfer to Checking	\$550,000.00
3/1/2023	draft	Wells Fargo Money Market	Transfer to Bond Reserve	\$342,500.00
3/1/2023	draft	Wells Fargo Money Market	Interest on Bond Debt	\$7,500.00
3/7/2023	draft	Paychex	Employee 457 Contribution	\$16,354.44
3/7/2023	draft	Paychex	Employer 401 Matching	\$19,099.58
3/7/2023	draft	Paychex	Net Payroll	\$99,276.30
3/7/2023	draft	Paychex	Employment Taxes	\$38,134.76
3/16/2023	draft	WELLS FARGO Credit Card	Numerous Charges	\$6,153.38
3/16/2023	draft	Paychex	Employee 457 Contribution	\$16,262.78
3/16/2023	draft	Paychex	Employer 401 Matching	\$18,630.62
3/16/2023	draft	Paychex	Net Payroll	\$97,949.23
3/16/2023	draft	Paychex	Employment Taxes	\$37,111.84
3/23/2023	18054	Texas Association of Counties	Health Insurance	\$43,459.88
3/23/2023	18060	Bielstein IT	Internet and Network	\$3,552.49
3/23/2023	18063	City of Austin Fleet Service	Fuel	\$2,713.33
3/23/2023	18065	Delta Industrial Services	Bunker Gear	\$33,550.47
3/23/2023	18066	Employee Services	Employee Assistance Program	\$2,550.00
3/23/2023	18072	Maxwell Locke & Ritter	Audit Fee - 2022	\$17,500.00
3/23/2023	18074	Municipal Emergency Services	SCBA Testing	\$6,854.22
3/23/2023	18075	Oak Hill Printing	Postage and Cards for Easter Open House	\$2,157.45
3/23/2023	18083	The Hartford	Accident Insurance	\$4,109.29
3/23/2023	18084	Travis Central Appraisal District	Appraisal Fees	\$2,376.84
3/23/2023	18085	Travis County ESD#6	Truck Repairs	\$14,009.87
3/23/2023	18087	VFIS of Texas	Auto and Liability Insurance - Quarterly	\$17,013.00
3/23/2023	18089	Witmer Public Safety	Fire Academy Gear	\$2,327.90
3/23/2023	18091	Municipal Emergency Services	Fire Academy SCBA Testing	\$6,854.22

Oak Hill Fire Department
Travis County Emergency Services District #3

Station 301
Circle Drive
9211 Circle Drive
Austin, Texas 78736
512-288-5576
Fax 512-288-5903



Station 302
Barton Creek
4111 Barton Creek
Austin, Texas 78735
Admin 512-288-5534
Fax 512-288-5844

March 2023 Sales Tax Summary

The March allocation reflects sales made during the month of January.

Our March sales tax allocation was \$415,831. This was up 5.2% (\$20,388) compared to March 2022 and up 9.0% (+\$239,857) for the fiscal year to date.

Our top 10 large companies accounted for 55.8% (+\$142,441), our top 30 large companies accounted for 68.8% (+\$118,818), and our top 100 large companies accounted for 85.2% (+\$216,847) of our total fiscal year collections.

The monthly variance for large companies showed 1,257 were up (+\$55,151) mostly driven by several large retail and lodging companies compared to 1,137 down (\$40,675) from mostly construction related companies. 1,784 large companies were listed with no change.

March - Sales Tax Allocations by Year

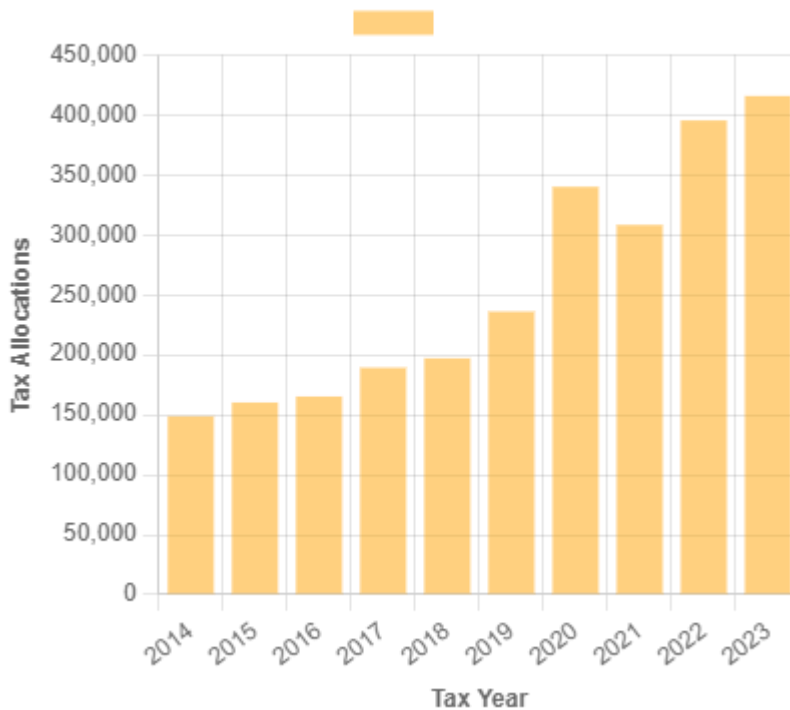


Chart Source: Municipal Advisory Council of Texas (mactexas.com)

Like us on Facebook at www.facebook.com/OakHillFireDept or visit us online at www.OakHillFire.org and support us on Amazon Smile at: <https://smile.amazon.com/ch/20-8425823>

SALES TAX SNAPSHOT

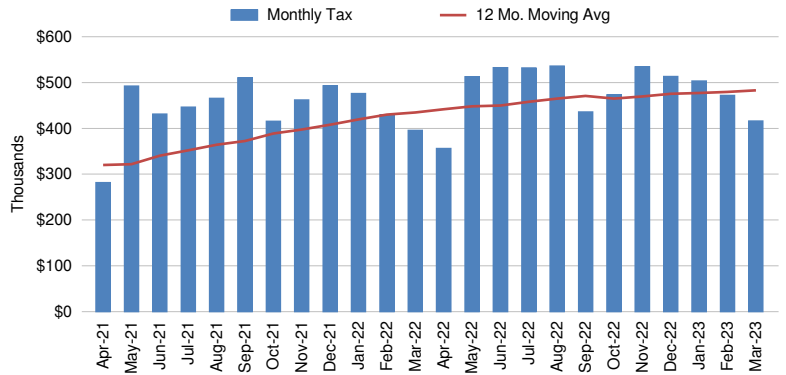
Travis Co Esd 3

Mar-23

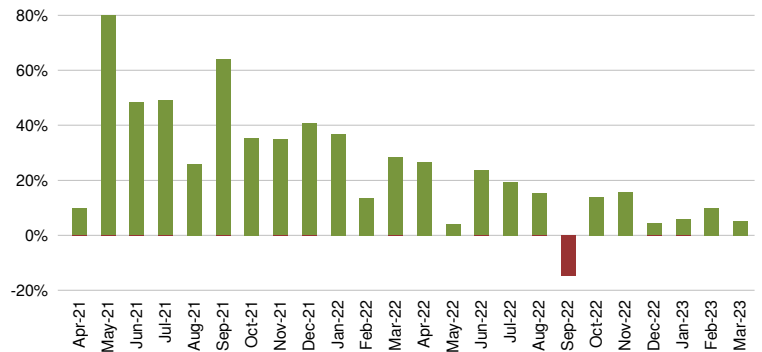
Sales Tax Net Payments

FY Mo.	FY2022	FY2023	YoY % Change
Oct	\$ 415,501	\$ 473,139	13.9%
Nov	\$ 462,365	\$ 534,450	15.6%
Dec	\$ 493,015	\$ 513,548	4.2%
Jan	\$ 475,924	\$ 503,201	5.7%
Feb	\$ 429,775	\$ 471,711	9.8%
Mar	\$ 395,443	\$ 415,831	5.2%
Apr	\$ 356,380		
May	\$ 512,476		
Jun	\$ 532,652		
Jul	\$ 532,030		
Aug	\$ 535,990		
Sep	\$ 435,732		
FYTD	\$ 2,672,024	\$ 2,911,881	9.0%
FY Total	\$ 5,577,284		

Sales Tax Net Payments Trend



Sales Tax Net Payments Change - YoY



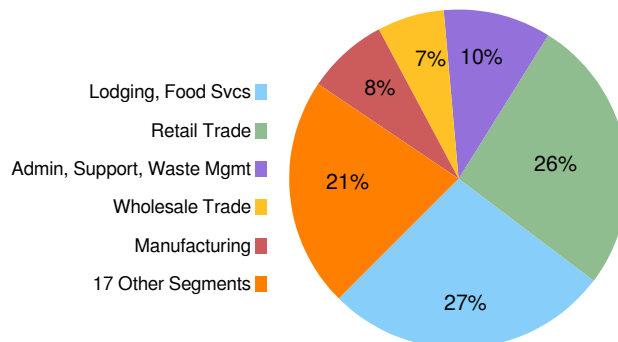
Top 10 Taxpayers

Rank	Company	FYTD Collections	% Total
1	OMNI BARTON CREEK, INC.		
2	MCCOY CORPORATION		
3	AMAZON.COM SERVICES INC (MARKETPLACE)		
4	AUSTIN READY-MIX, LLC		
5	AMAZON FULFILLMENT SERVICES INC		
6	FP LEGACY LANDSCAPING LLC		
7	BAREFOOT MOSQUITO AND PEST CONTROL INC		
8	TOP CHOICE LAWN CARE, LLC		
9	SKY MARKETING CORPORATION		
10	APPLE INC.		
Top 10 Companies		\$ 1,656,389	55.8%
4633 Other Large Companies		\$ 1,261,297	42.5%
Small Companies/Other		\$ 19,944	0.7%
Single Local Tax Rate (SLT)		\$ 33,290	1.1%
Total		\$ 2,970,920	100.0%

Industry Segment Collections Trend - YoY % Chg

SEGMENT	Oct	Nov	Dec	Jan	Feb	Mar
Lodging, Food Svcs	18.5%	29.1%	-9.7%	11.9%	14.0%	76.7%
Retail Trade	12.0%	6.3%	10.1%	-6.0%	-1.0%	-15.3%
Admin, Support, Waste Mgmt	11.4%	11.7%	0.7%	16.7%	19.7%	8.5%
Manufacturing	-1.7%	3.1%	-3.4%	-38.2%	-0.7%	-32.5%
Wholesale Trade	61.5%	3.5%	16.0%	6.5%	29.0%	-33.3%
All Others	11.2%	20.2%	29.7%	32.8%	11.1%	16.1%
Total Collections	14.6%	15.6%	3.9%	5.8%	9.8%	5.1%

Sales Tax Collections by Industry Segment

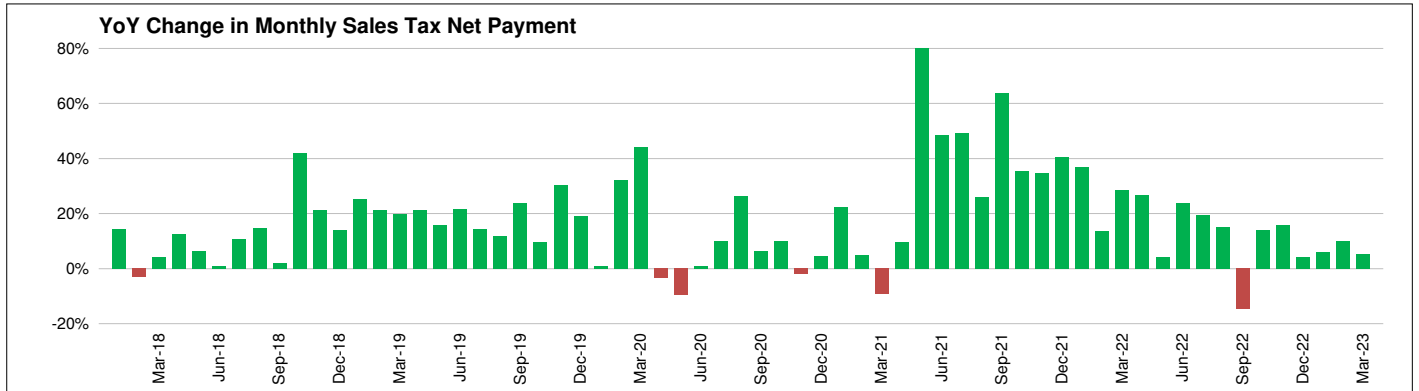
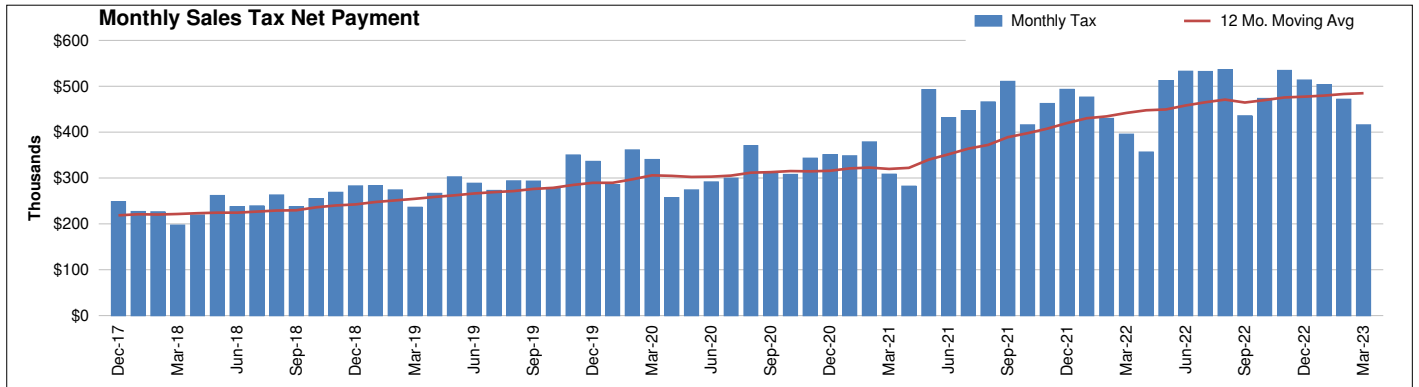
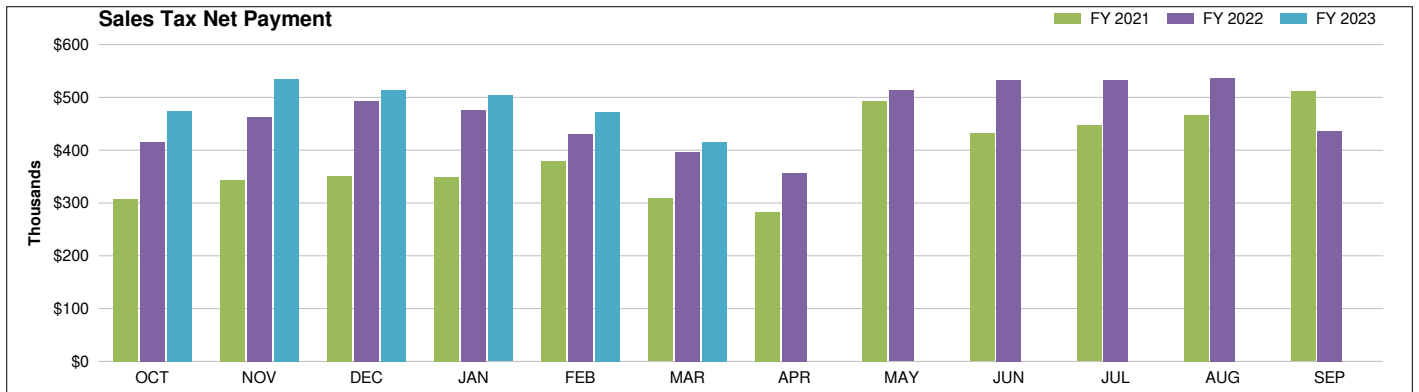


Travis Co Esd 3 - Sales Tax Net Payment Trend

	FISCAL YEAR				
	2019	2020	2021	2022	2023
Oct	\$ 254,653	\$ 279,300	\$ 307,394	\$ 415,501	\$ 473,139
Nov	\$ 268,666	\$ 350,192	\$ 343,019	\$ 462,365	\$ 534,450
Dec	\$ 282,643	\$ 336,160	\$ 350,770	\$ 493,015	\$ 513,548
Jan	\$ 283,418	\$ 285,523	\$ 348,364	\$ 475,924	\$ 503,201
Feb	\$ 273,685	\$ 361,184	\$ 378,720	\$ 429,775	\$ 471,711
Mar	\$ 236,128	\$ 340,129	\$ 308,329	\$ 395,443	\$ 415,831
Apr	\$ 266,086	\$ 256,978	\$ 281,826	\$ 356,380	
May	\$ 302,117	\$ 273,688	\$ 492,495	\$ 512,476	
Jun	\$ 288,481	\$ 291,021	\$ 431,322	\$ 532,652	
Jul	\$ 272,600	\$ 299,648	\$ 446,388	\$ 532,030	
Aug	\$ 293,513	\$ 370,269	\$ 465,749	\$ 535,990	
Sep	\$ 292,962	\$ 311,596	\$ 510,564	\$ 435,732	
YEAR	\$ 3,314,952	\$ 3,755,688	\$ 4,664,941	\$ 5,577,284	\$ 2,911,881

YoY Change **13.3%** **24.2%** **19.6%** **na**

Change: FY '23/'22			
Month		Year-to-Date	
\$	%	\$	YTD %
\$ 57,638	13.9%	\$ 57,638	13.9%
\$ 72,085	15.6%	\$ 129,723	14.8%
\$ 20,533	4.2%	\$ 150,256	11.0%
\$ 27,277	5.7%	\$ 177,533	9.6%
\$ 41,936	9.8%	\$ 219,468	9.6%
\$ 20,388	5.2%	\$ 239,857	9.0%



Travis Co Esd 3
SALES TAX PAYMENT DETAIL

Mar-23

Fiscal Year: Oct-Sep

COLLECTIONS	Mar-22	Mar-23	Chg. \$ Chg. %	Prior FYTD	Current FYTD	Chg. \$ Chg. %
Current Period	390,707	414,992	24,285 6.2%	2,616,581	2,893,711	277,131 10.6%
Prior Period	6,208	1,138	(5,071) -81.7%	49,213	21,628	(27,585) -56.1%
Future Period	1,282	2,750	1,468 114.6%	16,235	16,924	689 4.2%
Audit	79	(793)	(872) -1098.5%	11,958	3,697	(8,261) -69.1%
Unidentified	120	101	(18) -15.3%	1,486	1,670	184 12.4%
Single Local Tax Rate	4,422	4,979	557 12.6%	28,700	33,290	4,589 16.0%
TOTAL	402,818	423,167	20,350 5.1%	2,724,173	2,970,920	246,746 9.1%
Service Fee	(8,056)	(8,463)	(407) 5.1%	(54,483)	(59,418)	(4,935) 9.1%
Current Retained	(7,895)	(8,294)	(399) 5.1%	(53,394)	(58,230)	(4,836) 9.1%
Prior Retained	8,577	9,421	845 9.8%	55,728	58,610	2,882 5.2%
NET PAYMENT	395,443	415,831	20,388 5.2%	2,672,024	2,911,881	239,857 9.0%

Travis Co Esd 3
TOP 30 COMPANIES RANK and CHANGE SUMMARY
Mar-23

Fiscal Year: Oct-Sep

Rank*	Company	NAICS Key	Prior	Current	Change \$	Change %	Current Fiscal YTD % Total Collections
			Fiscal YTD Sales Tax Collections	Fiscal YTD Sales Tax Collections			
1	OMNI BARTON CREEK, INC.	22					
2	MCCOY CORPORATION	9					
3	AMAZON.COM SERVICES INC (MARKETPLACE)	9					
4	AUSTIN READY-MIX, LLC	5					
5	AMAZON FULFILLMENT SERVICES INC	8					
6	FP LEGACY LANDSCAPING LLC	25					
7	BAREFOOT MOSQUITO AND PEST CONTROL INC	18					
8	TOP CHOICE LAWN CARE, LLC	18					
9	SKY MARKETING CORPORATION	8					
10	APPLE INC.	5					
TOP 10 LARGE** COMPANIES			1,513,948	1,656,389	142,441	9.4%	55.8%
11	J MAASS INC	4					
12	GROVE LANDSCAPES LLC	18					
13	A. M. PETROLEUM, INC.	9					
14	CENTEX MATERIALS LLC	5					
15	CITY ELECTRIC SUPPLY COMPANY	17					
16	ASAP STONE AND LANDSCAPE SUPPLY LLC.	9					
17	COPPER ROCK NURSERY, LLC	9					
18	YARDDOC LLC	18					
19	WASTEWATER OPERATIONS LLC	4					
20	NEW CINGULAR WIRELESS PCS, LLC	12					
21	LANDWEST DESIGN GROUP, LTD.	18					
22	BLUE CHEM, INC.	18					
23	MOM'S CONVENIENCE STORE INC.	9					
24	CITY OF AUSTIN	24					
25	PRASLA ENTERPRISE, A TEXAS FOR PROFIT CORPORA	9					
26	EBAY INC.	25					
27	TEXAS DISPOSAL SYSTEMS, INC.	18					
28	GAS PUMPERS, LTD.	22					
29	PEDERNALES ELECTRIC COOPERATIVE, INC.	3					
30	SIGNS WEST, INC.	5					
TOP 30 LARGE COMPANIES			1,926,235	2,045,052	118,818	6.2%	68.8%
TOP 100 LARGE COMPANIES			2,313,174	2,530,021	216,847	9.4%	85.2%
4,542 OTHER LARGE COMPANIES			357,200	387,664	30,465	8.5%	13.0%
SMALL COMPANIES & OTHER			25,100	19,944	(5,155)	-20.5%	0.7%
SINGLE LOCAL TAX RATE COLLECTIONS (SLT)			28,700	33,290	4,589	16.0%	1.1%
TOTAL COLLECTIONS			2,724,173	2,970,920	246,746	9.1%	100.0%
STATE COMPTRROLLER FEES			52,149	59,039	6,890	13.2%	2.0%
NET PAYMENTS			2,672,024	2,911,881	239,857	9.0%	98.0%

* Ranked by Total of Last Fiscal Year + Current Fiscal YTD

** Businesses whose detailed sales tax data is available

Travis Co Esd 3
INDUSTRY SEGMENT RANK & CHANGE

Mar-23

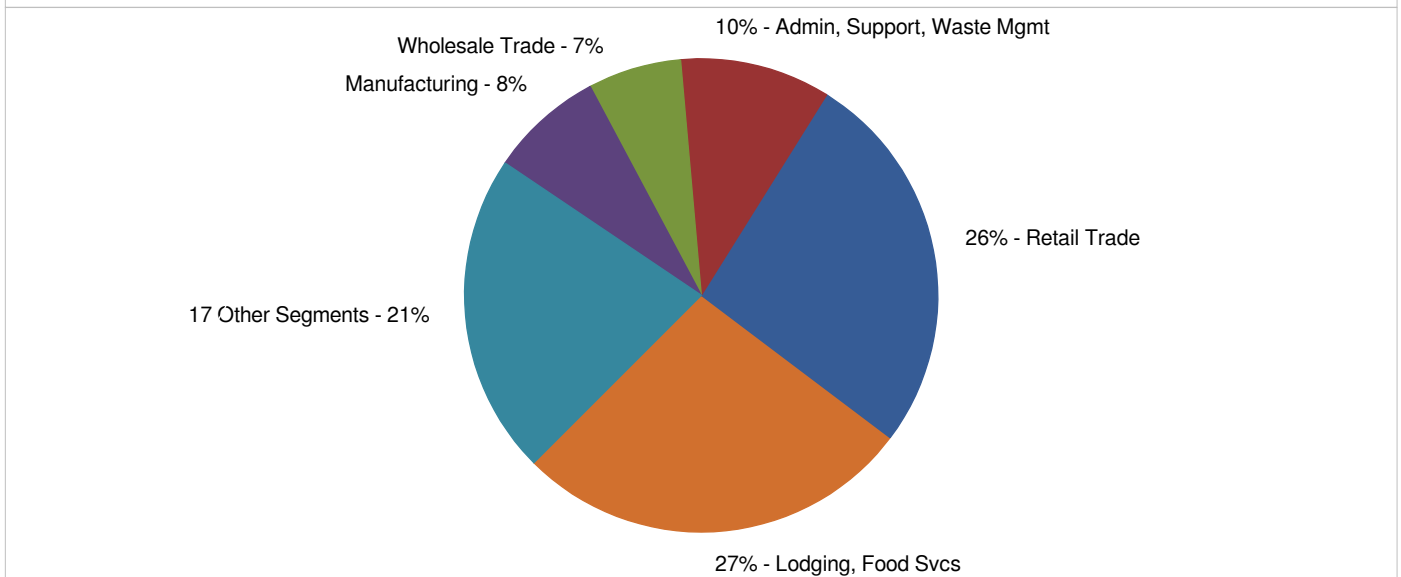
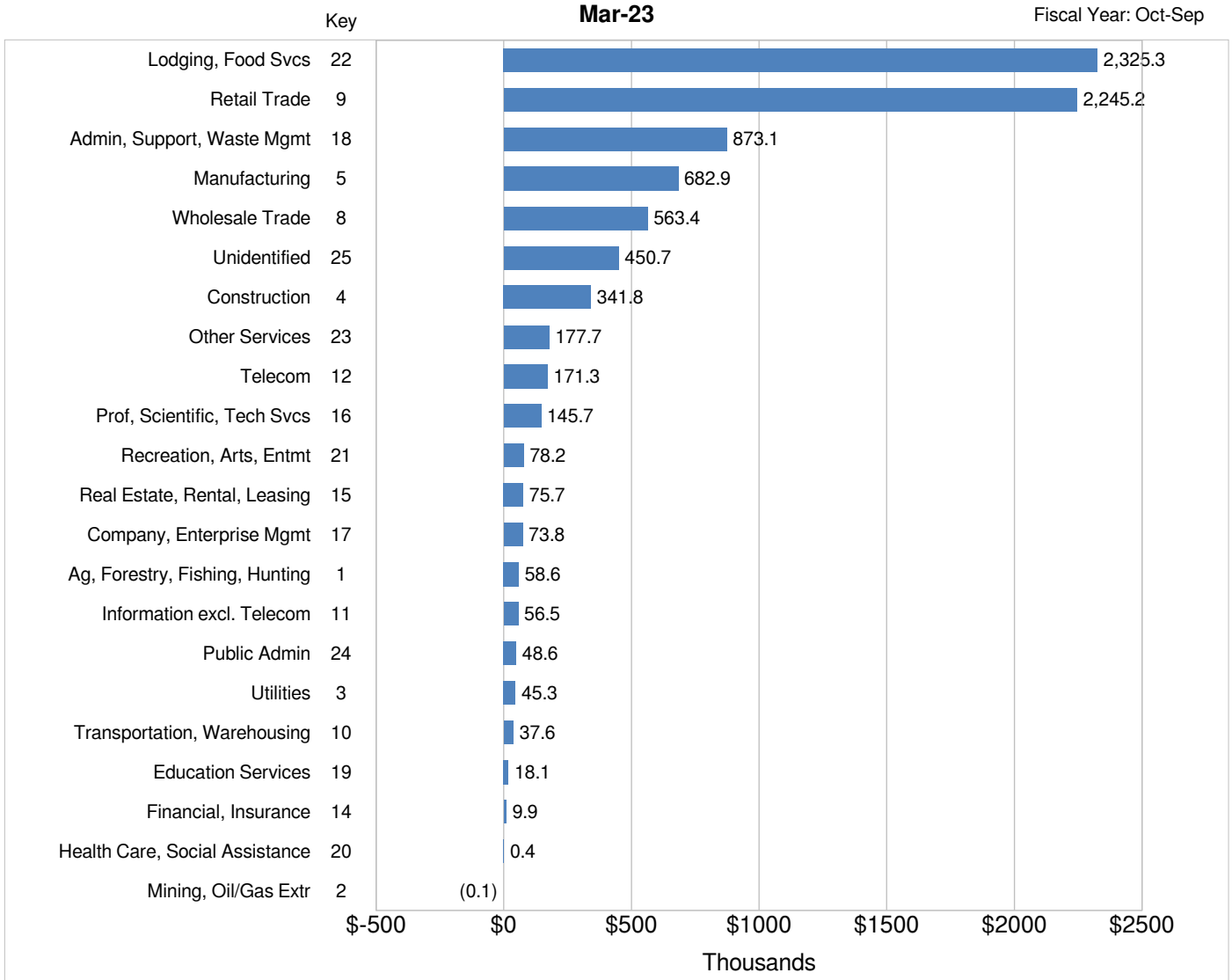
Fiscal Year: Oct-Sep

INDUSTRY SEGMENT*	% Total Current YTD Collections	Prior Fiscal YTD Sales Tax Collections	Current Fiscal YTD Sales Tax Collections	Change	
				\$	%
Lodging, Food Svcs	27.8%	692,167	812,524	120,357	17.4%
Retail Trade	25.2%	730,192	735,405	5,213	0.7%
Admin, Support, Waste Mgmt	10.2%	268,153	298,511	30,357	11.3%
Manufacturing	7.4%	252,654	214,972	(37,682)	-14.9%
Wholesale Trade	6.6%	175,466	193,700	18,234	10.4%
Top 5	77.3%	2,118,633	2,255,112	136,479	6.4%
Unidentified	5.1%	140,972	148,331	7,358	5.2%
Construction	4.9%	90,571	143,125	52,554	58.0%
Other Services	2.2%	55,592	63,809	8,216	14.8%
Telecom	2.1%	57,508	59,870	2,362	4.1%
Prof, Scientific, Tech Svcs	1.3%	56,271	38,350	(17,921)	-31.8%
Information excl. Telecom	1.0%	25,232	30,034	4,802	19.0%
Recreation, Arts, Entmt	1.0%	26,516	30,404	3,888	14.7%
Real Estate, Rental, Leasing	1.6%	14,947	47,091	32,144	215.1%
Company, Enterprise Mgmt	0.7%	23,395	20,656	(2,740)	-11.7%
Ag, Forestry, Fishing, Hunting	0.5%	14,422	15,980	1,558	10.8%
Public Admin	0.6%	15,024	17,869	2,845	18.9%
Utilities	0.6%	13,648	16,862	3,214	23.6%
Transportation, Warehousing	0.7%	8,640	20,488	11,848	137.1%
Education Services	0.3%	5,057	7,750	2,693	53.3%
Financial, Insurance	0.1%	3,654	2,296	(1,358)	-37.2%
Health Care, Social Assistance	0.0%	112	167	55	48.8%
Mining, Oil/Gas Extr	-0.0%	179	(507)	(686)	-382.7%
All Other	22.7%	551,741	662,574	110,833	20.1%
TOTAL COLLECTIONS	100.0%	2,670,373	2,917,686	247,312	9.3%

INDUSTRY SEGMENT	% Change from same month Prior Year					
	Oct	Nov	Dec	Jan	Feb	Mar
Lodging, Food Svcs	18.5%	29.1%	-9.7%	11.9%	14.0%	76.7%
Retail Trade	12.0%	6.3%	10.1%	-6.0%	-1.0%	-15.3%
Admin, Support, Waste Mgmt	11.4%	11.7%	0.7%	16.7%	19.7%	8.5%
Manufacturing	-1.7%	3.1%	-3.4%	-38.2%	-0.7%	-32.5%
Wholesale Trade	61.5%	3.5%	16.0%	6.5%	29.0%	-33.3%
All Others	11.2%	20.2%	29.7%	32.8%	11.1%	16.1%
TOTAL COLLECTIONS	14.3%	15.7%	5.0%	6.1%	9.5%	5.2%

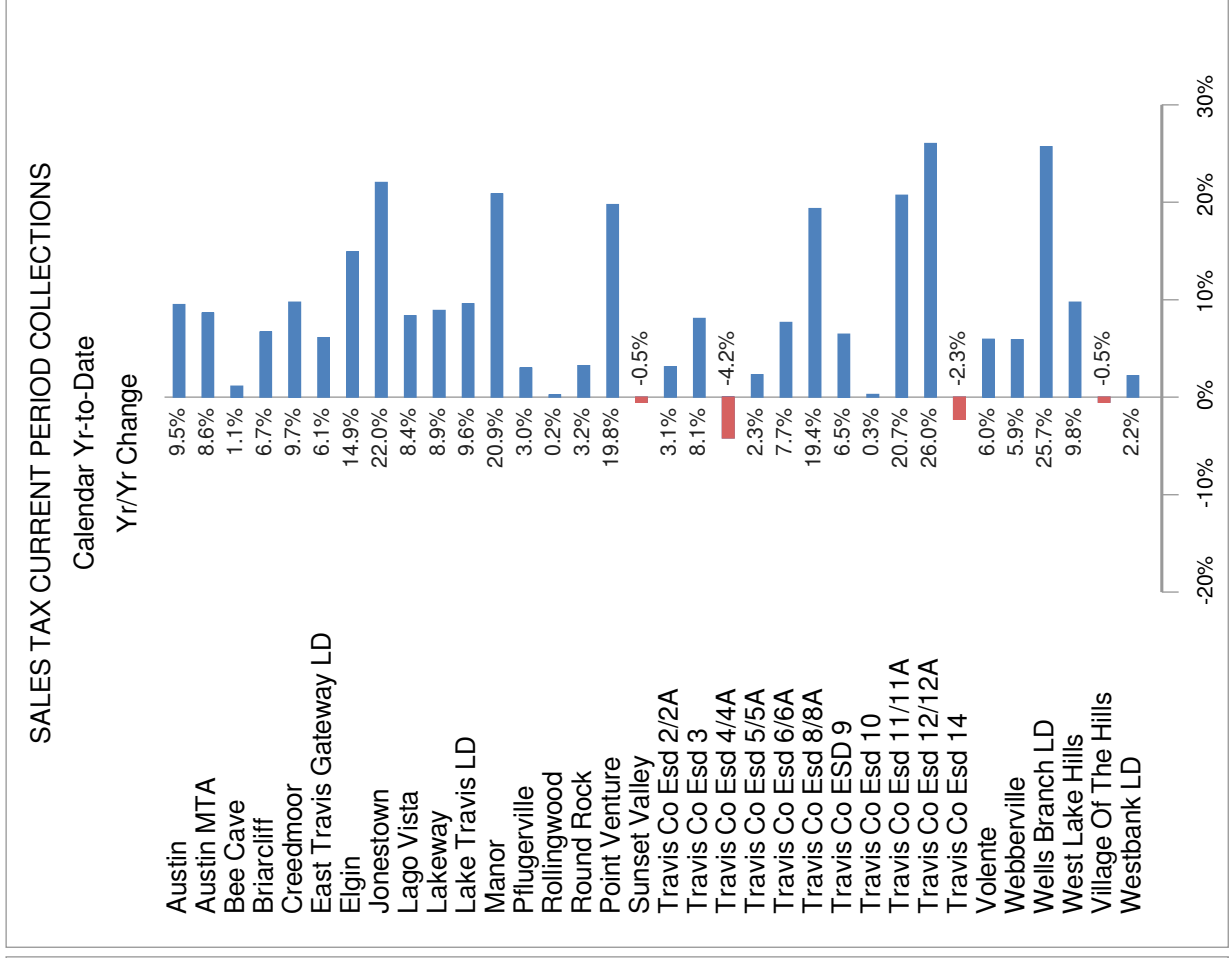
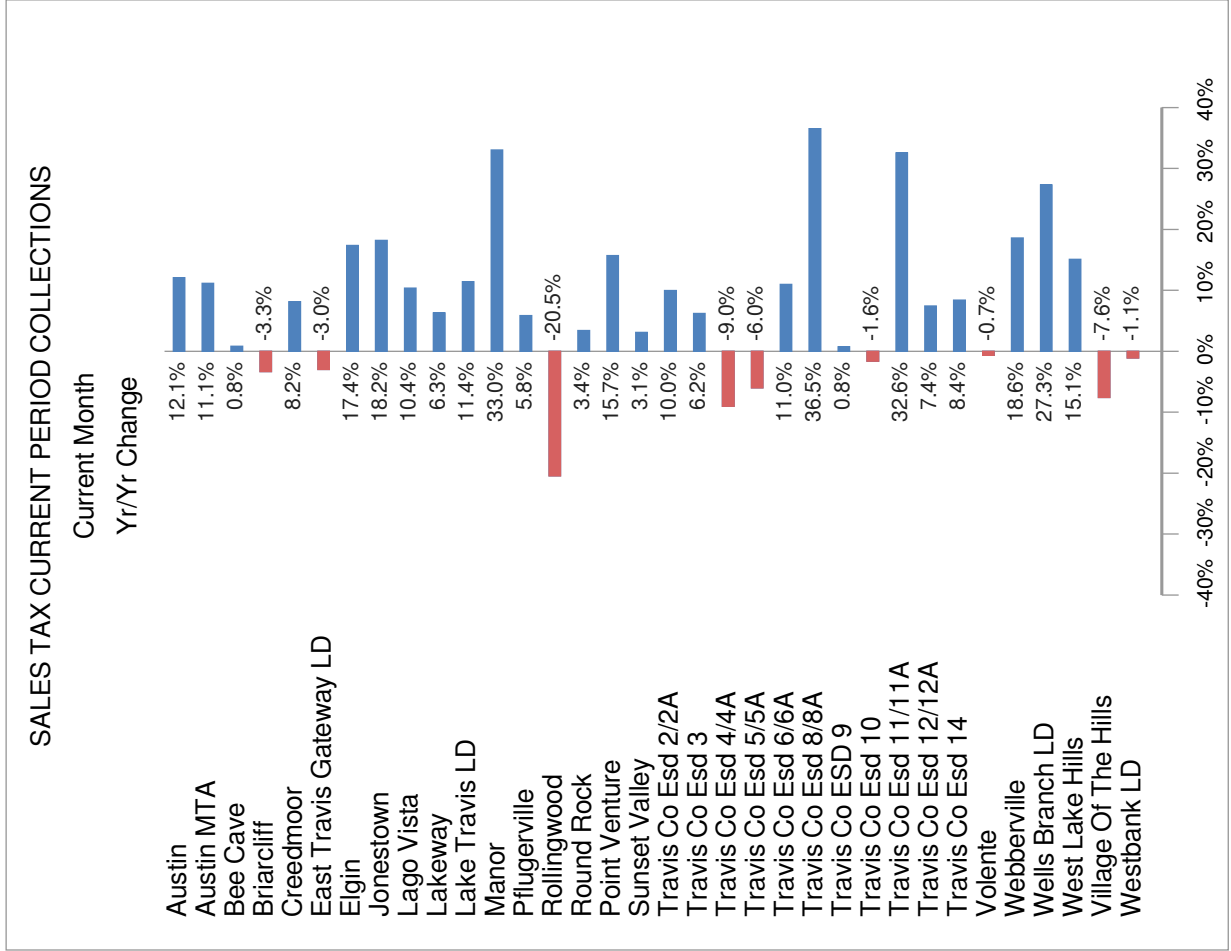
* Ranked by Current + Prior YTD Collections

INDUSTRY SEGMENT SALES TAX RANK & DISTRIBUTION
(Prior Fiscal Year + Current Fiscal Year-to-Date)



SALES TAX TREND TRAVIS COUNTY

Mar-23



NAICS KEY

Code	Industry Segment
1	Ag, Forestry, Fishing, Hunting
2	Mining, Oil/Gas Extr
3	Utilities
4	Construction
5	Manufacturing
6	Included in Key No. 5
7	Included in Key No. 5
8	Wholesale Trade
9	Retail Trade
10	Transportation, Warehousing
11	Information excl. Telecom
12	Telecom
13	Included in Key No. 11
14	Financial, Insurance
15	Real Estate, Rental, Leasing
16	Prof, Scientific, Tech Svcs
17	Company, Enterprise Mgmt
18	Admin, Support, Waste Mgmt
19	Education Services
20	Health Care, Social Assistance
21	Recreation, Arts, Entmt
22	Lodging, Food Svcs
23	Other Services
24	Public Admin
25	Unidentified

OAK Hill Fire Department
Travis County Emergency Services District #3

Station 301
Circle Drive
9211 Circle Drive
Austin, Texas 78736
512-288-5576
Fax 512-288-5903



Station 302
Barton Creek
4111 Barton Creek
Austin, Texas 78735
Admin 512-288-5534
Fax 512-288-5844

February 2023 Chief's Report

Significant Events

February 4 (B) – Structure Fire – AutoAid Given (CE-Bar) – 1607 Canyon Edge Dr
[Quint 302] Q302 responded code 3 to a box alarm in ESD 10. Upon arrival, Q302 was directed to assume outside truck. The fire was reportedly knocked down prior to arrival. Q302 arrived on scene with a 2-story structure with light smoke coming from the ALPHA and DELTA eaves and positioned an electric fan at the front door. Q302 crew checked to make sure the utilities had been cut and verified there was no gas service to the structure. Q302 crew laddered the DELTA side of the structure. Command had Q302 swap out with Q610 and take over inside truck. Q302 reported to the second floor and met with interior crews. Q302 had crews start salvage operations and clear a path from the second floor to the lower exit. After the crew in the attic had completed looking for hot spots, Command had all crews meet outside. After meeting with Command, Q302 was cleared off the call. Q302 left the scene and refueled. After returning to the station, crew members showered and swapped out gear.

[Battalion 302] BAT302 responded to a structure fire. Upon arrival, Command assigned BAT302 to Safety Officer. It was announced the fire was knocked down and the interior crew was looking for extension. BAT302 completed a 360 and noticed there was still smoke coming from the Alpha and Delta side. As crews continued to work and clear out items from the house, the smoke from the eaves began to dissipate. At this point, the homeowners still were not on scene and Command asked me to try to locate them and contact them. BAT302 was able to find a phone number and got in touch with the homeowners. After we determined the fire was out, the crews meet outside to discuss our next step of action. We began to release crews along with BAT302. BAT302 cleared the scene and went AVLA.

February 5 (B) – Structure Fire – AutoAid Given (Austin) – 6718 Silvermine Dr #802
[Quint 302] Q302 was dispatched to a still box with E37. While responding, dispatch upgraded to a light box and E37 could see smoke and asked for a full box. Q302 arrived on scene with BAT08 with heavy black smoke in the complex and E37 reporting that they pulled a line and for us to enter on the second entrance. Q302 was able to pull around to the CD corner of the building on fire and had Q302 start setting up the ladder. E37 crew started evacuating occupants from the structure and Q302 notified command that Q302 would be assisting with evacuations. Q302 met with E37 crew to verify which apartments had been evacuated and assisted with checking 2 of the 4 apartments. One dog was removed from the structure by Q302. Q51 arrived on scene and command wanted to transition to defensive. Q51 stated the power needed to be shutoff to the complex. Q302 advised that the complex did not have gas utilities and that the only way to cut the power would be to pull the meters due to no main breakers on the exterior. Q302 pulled all four meters and notified command what was done. Command completed a tactical withdrawal to switch to defensive. Q302 was given Bravo division and had E47 assigned to assist. E37 ran out of water and Q302 had E47 use what water they had available while the rest of Q302 crew finished setting up aerial and finding water for Q302. After Q302 had a water supply, 2 Firefighters positioned in the bucket and prepared to use master streams from the bucket. Q302 was reassigned to Charlie

division. Charlie division had Q302 give reports from the aerial on the roof conditions and temperature changes while crews went back to interior operations. Interior crews were able to extinguish the fire without the use of the aerial master streams and Q302 was directed to bring its crew down. A dog was removed from an apartment by crews inside and Q302 crew assisted with resuscitation efforts. After the fire was determined extinguished, Command called all crews together and did a small debrief. After the debrief, all crews worked to break down lines and put apparatus back in service. Q302 was cleared off the call and then returned to service.

[Engine 301] E301 arrived on scene and parked behind Q302 and established back-up. E301 pulled a bundle and moved the line to the Charlie side of the structure. E301 conducted a face-to-face with E37; E301 would protect exposures on the Charlie side of the structure. E301 would remain on the Charlie side until relieved by E17 and L17. AFD cleared E301.

[Battalion 302] BAT302 responded to a structure fire in AFD's territory. Upon arrival, Q302, E301, E37, Q51, and BAT08 were on scene in the offensive mode. BAT302 went to the Command Post and had a face to face with BAT08. BAT08 had assumed Command and BAT302 assisted him at the Command Post. The CP was located at building 11 and the fire was located at building 8. BAT302 went to do a 360 for Command. During my 360, E37 said they had to pull out of the structure because the fire had jumped to the second floor and into the attic. They were having a difficult time trying to get to the second floor due to the amount of fire on the 1st floor and they had run out of water. BAT302 went back to the CP and discussed the situation with Command. It was decided to do a tactical withdraw until we could establish a water supply and to call for a second alarm because of the water supply and proximity of the exposures. During this time, other units were arriving on scene and E32 was assigned to water supply. We had Q302 and Q51 put their aerials up for defensive operations. Also, we had other crews evacuate buildings 7 and 9 due to the proximity of the fire. Once hydrant water was established, we had crews establish hand lines on the exposures and flowed water through Q51's aerial. They were able to slow down the fire and we went back to the offensive mode. We were able to conduct a primary search and had a crew take hand lines into the attic. After extensive work, we were able to knock the fire down and contain it to the apartment where it originated. The crews began to break down hose lines and pick up tools. The 1st arriving units had a quick debriefing and then cleared the scene.

Aid Responses

	February		2023	
	Received	Given To	Received	Given To
Austin	25	13	47	28
Travis County ESD #1	0	0	0	0
Pflugerville – TCESD #2	0	0	0	0
Manchaca – TCESD #5	1	0	1	0
Lake Travis FR – TCESD #6	1	2	2	2
Pedernales – TCESD #8	0	0	0	0
Westlake – TCESD #9	9	3	12	4
CE-Bar – TCESD #10	0	3	0	3
Manor – TCESD #12	0	3	0	3
North Hays County	0	1	0	1
Total	36	25	62	41

Operations & Training

Unscheduled OT hours	406	724
Sick and Vacation hours taken	813	1,627
Part Time hours	0	0
Injuries	0	0
Injuries lost time hours	240	480
Physical Activity	122	231
Volunteer Hours Contributed	19	62
Training: Contact Classes Delivered	553	767
Training: Contact Hours Delivered	1,352	1,906
Staff Turnover	0	0

February	2023
406	724
813	1,627
0	0
0	0
240	480
122	231
19	62
553	767
1,352	1,906
0	0

Special Projects Status

- We have once again been able to demonstrate our commitment to transparent government and have earned recognition in the Texas Comptroller’s Transparency Stars program in the “Traditional Finances” area. This program replaced the previous Leadership Circle program in which we had earned similar recognition.
- We have interviews scheduled for the week of April 3 for the part-time Administrative Assistant position. We currently have four candidates. We are also conducting interviews for the part-time Training Coordinator position the week of March 27.
- We are tracking 378 bills that were filed before the deadline in the state legislature. We will continue tracking and following these bills and will report any significant or impactful movement on them.

Our average response time this month was 6:55 for all emergency incidents.
 Our 90th percentile response time this month was 11:20 for all emergency incidents.
 Our 50th percentile (median) response time this month was 7:04 for all emergency incidents.

